

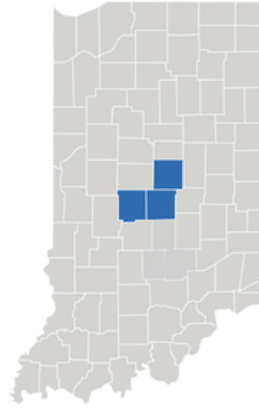


25% of Indiana's children under six live in just three central Indiana counties

Marion County
969,466 people

Hamilton County
364,921 people

Hendricks County
182,534 people




Hamilton County
Carmel, Fishers, Noblesville, Westfield

Hendricks County
Avon, Brownsburg, Danville, Plainfield


Marion County
Indianapolis, Beech Grove, Lawrence

MARION



57,714 Children Need Care
24,065 High Quality Seats

HAMILTON



18,360 Children Need Care
6,696 High Quality Seats

HENDRICKS



8,696 Children Need Care
1,793 High Quality Seats

Comprehensive, high-quality, birth-to-five early education realizes a **13% return on investment (ROI)**, higher than the 7-10% ROI for preschool alone. This is through:



Special ed and academic remediation



Lifetime wages and tax base



Crime and spending on criminal justice



\$9,673

average cost of child care in central Indiana

\$10,676

cost of in-state tuition and fees at IUPUI

Marion

Median Household Income



Cost of Care*
\$13,191

22%
of income

Hamilton

Median Household Income



Cost of Care*
\$18,425

14%
of income

Hendricks

Median Household Income



Cost of Care*
\$15,053

13%
of income

*High-quality infant-toddler care

Brighter Futures Indiana Data Center Accessed August 21, 2023. brighterfuturesindiana.org/data-center.

U.S. Census Bureau. "Median Income in the Past 12 Months" and "ACS Demographic & Housing Estimates", 2021.

"Cost of Attendance." Student Central - Indiana University Purdue University Indianapolis. Accessed August 21, 2023.

Solomon, Catherine. "13% ROI Research Toolkit." The Heckman Equation, October 14, 2021. <https://heckmanequation.org/resource/13-roi-toolbox/>.

